















Take Action – Ideas on how you can help your creek.

				
<p>Educate the community. Make a pamphlet about Stormwater pollution prevention.</p>	<p>Paint signs by stormwater grates.</p>	<p>Plant trees to prevent erosion.</p>	<p>Clean up litter days at school and the creek.</p>	<p>Start a paper recycling scheme in your school.</p>
				
<p>Chat to the school administration and caretaker to check fertilisers and chemicals used in the nearby fields to see if they are environmentally friendly.</p>	<p>Do a weed sweep of the creek to remove damaging weeds.</p>	<p>Raise funds to purchase more plants or create a quiet area by the creek.</p>	<p>Petition the council for more rubbish bins, recycling bins or dog poo bins.</p>	<p>Talk in assembly about how you can prevent stormwater pollution.</p>

 <p>School Newsletter</p>				
<p>Make a poster or write in the school newsletter to inform the community about stormwater pollution prevention.</p>	<p>Join a local environment group and help with community environment projects.</p>	<p>Start a plastic recycling scheme at your school.</p>	<p>Introduce a 'Waste free Wednesday' so students try and reduce packaging in their lunches.</p>	<p>Create a 'reuse' paper box in your classroom for paper that can be reused.</p>