






Take Action – Ideas on how you can help your creek.

Remember there are always lots of ways we can help the creek from educating others through to planting trees. What will you do?

				
<p>Educate the community. Make a pamphlet about Stormwater pollution prevention.</p>	<p>Paint signs by stormwater grates.</p>	<p>Plant trees to prevent erosion.</p>	<p>Clean up litter days at school and the creek.</p>	<p>Start a paper recycling scheme in your school.</p>
				
<p>Chat to the school administration and caretaker to check fertilisers and chemicals used in the nearby fields to see if they are environmentally friendly.</p>	<p>Do a weed sweep of the creek to remove damaging weeds.</p>	<p>Raise funds to purchase more plants or create a quiet area by the creek.</p>	<p>Petition the council for more rubbish bins, recycling bins or dog poo bins.</p>	<p>Talk in assembly about how you can prevent stormwater pollution.</p>

 <p>School Newsletter</p>				
<p>Make a poster or write in the school newsletter to inform the community about stormwater pollution prevention.</p>	<p>Join a local environment group and help with community environment projects.</p>	<p>Start a plastic recycling scheme at your school.</p>	<p>Introduce a 'Waste free Wednesday' so students try and reduce packaging in their lunches.</p>	<p>Create a 'reuse' paper box in your classroom for paper that can be reused.</p>